

# CORS-AIR box

INSTALLATION  
SYSTEM



# Cors-air box



- ▶ Can be installed on all our engines including old versions
- ▶ It includes the foam filter
- ▶ Safety system
- ▶ Following the instructions on how to install CORS-AIR box

# CORS-AIR BOX is complete with foam filter and safety system



Safety kit




Foam filter with clamp and rubber junction






# Safety system connected to the carburetor plate




# Step by step instructions



Unscrew the coupler of starter




Take off the carburetor




Take off one of the four screws holding carb. Plate

Unscrew the screw as per picture




install the screw of safety kit inserting  
clamp and spacers as detailed below








Reinstall the carburetor



Insert the black pipe of safety kit



Lock black pipe in position with the screw and spacers supplied of safety kit





# Final result

